

## STEP 4: PICK A BOOK!

1.

To get to eLibraries from the OverDrive app, click on the menu button and click **eLibraries Manitoba**. There you will be able to browse through the online catalogue and select books for download.



2.

Titles with little headphones on the corner are audio books, and titles with little books are ebooks

3.

Titles that have a faded symbol are **unavailable** and can be put on hold.



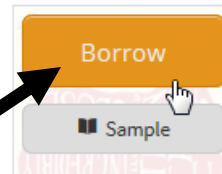
Titles with bold symbols are **available** and can be borrowed right away.

1.

## STEP 5: BORROW AND DOWNLOAD!

Once you have selected a title, click on the cover.

Click **BORROW**

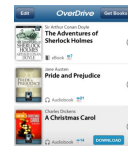


2.

If you are not signed in, you will need to search our library and type in the Library Card No. and Pin the staff has assigned you. Call us at (204) 677-3717 if you are having problems signing in.

3.

Once you have borrowed the books, go back to your bookshelf in the app and download the files to the app. This works best in WIFI rather than Cell Data. Your files will say how many days left in lending period and give you the option to renew if available.



Happy Reading!



## OVERDRIVE for ANDROID DEVICES

- Android Phones (Sony, Samsung, etc)
- Android Tablets
- Kobo/Nook/Kindle Tablets

A guide for installing and using the OVERDRIVE app on Android devices for use of eLibraries Manitoba with Thompson Public Library

eLibraries  
MANITOBA



Contact Thompson Public Library  
for more help!

Ph: (204) 677-3717

Em: info@thompsonlibrary.com

Hrs: Sunday: Closed

Monday: Closed

Tuesday: 11 - 7

Wednesday: 11 - 7

Thursday: 11 - 5

Friday: 11 - 5

Saturday: 10 - 6

## STEP 1: GET THE APP!

### Download OverDrive


This is the app you will be using to read ebooks or listen to audiobooks on your device.

**\*NOTE: this works better on WIFI\***

Open the **GOOGLE PLAY STORE** using this icon



Within the Play Store, search for **OVERDRIVE MEDIA CONSOLE**, with this icon



Click on the app then click **INSTALL** then **ACCEPT** (a little arrow should appear at the top of your device signaling download as started/completed.)

1.

2.

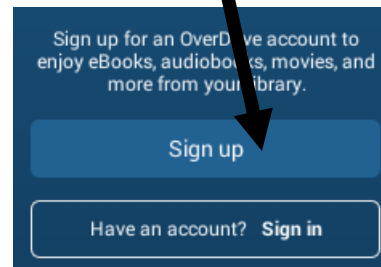
3.

## STEP 2: AUTHORIZE IT!

### Authorize OverDrive

Once in the app, you will need to sign up for an OverDrive account to be able to download audio and ebooks.

Click **SIGN UP**



**FILL IN** the required information to Sign Up!

1.

2.

## STEP 3: ADD YOUR LIBRARY!

### Add Thompson Public Library

To access eLibraries through TPL, you will first need to find and add your library.

Click the **MENU BUTTON**, then click **ADD A LIBRARY**



Type in "**THOMPSON PUBLIC LIBRARY**", "**THOMPSON, MB**" or your postal code in the search bar then click **SEARCH**.

If you cannot locate the library that way, click "**BROWSE FOR LIBRARIES**" and pick from the list.

1.

2.